



McIntosh Laboratory, Inc. 2 Chambers Street, Binghamton, New York 13903-2699  
 Tel (607) 723-3512 • US Toll-Free (800) 538-6576 • Fax: (607) 724-0549 • www.mcintoshlabs.com


For the Consumer's Protection: In order to ensure the highest level of customer satisfaction, "new" McIntosh products may only be purchased over-the-counter or delivered and installed by an Authorized McIntosh Dealer. McIntosh products that are purchased over the Internet, by phone or mail order are presumed to be "used" and do not qualify for any McIntosh Warranty. McIntosh does not warrant, in any way, products that are purchased from anyone who is not an Authorized Dealer or products that have had their serial number altered or defaced.



## XLS Series Loudspeakers

### XLS Series Loudspeakers

	IMPEDANCE NOMINAL	MAGNETIC SHIELDING	WOOFERS	MIDRANGE	TWEETERS	ANECHOIC RESPONSE	CROSSOVER FREQUENCY	SPL 2.8V/1m	DIMENSIONS (HxWxD) WEIGHT
	<b>XLS320 2-WAY SPEAKER</b> 8 ohms	all drivers	one 6.5"		five 1" dome Bessel Array	80Hz-34kHz ±2dB	2kHz	87dB	inch: 15-1/4 x 10-1/2 x 5-1/4 cm: (38.1 x 25.4 x 12.7) 23 lbs. (10.4kg) net
	<b>XCS350 3-WAY SPEAKER</b> 8 ohms	all drivers	two 8"	one 6.5"	five 1" dome Bessel Array	80Hz-34kHz ±2dB	275Hz, 2kHz	87dB	including base inch: 10-1/2 x 34 x 6 cm: (25.4 x 86.4 x 15.3) 55 lbs. (24.9kg) net
	<b>XLS340 3-WAY SPEAKER</b> 8 ohms	all drivers	two 8"	one 6.5"	five 1" dome Bessel Array	65Hz-34kHz ±2dB	275Hz, 2kHz	87dB	including base inch: 46 x 14-3/4 x 12 cm: (116.8 x 35.6 x 30.5) 65 lbs. (29.5kg) net
	<b>XLS360 3-WAY SPEAKER</b> 8 ohms	all drivers	two 10"	one 6.5"	five 1" dome Bessel Array	55Hz-34kHz ±2dB	275Hz, 2kHz	87dB	including base inch: 53-1/4 x 17-1/4 x 13 cm: (134.6 x 43.2 x 30.5) 105 lbs. (47.6kg) net

	POWER AMP SECTION				
	POWER AMP OUTPUT	TOTAL HARMONIC DISTORTION	A-WEIGHTED S/N RATIO	INPUT SENSITIVITY	POWER REQUIREMENTS
	400W sine wave continuous power	0.03% max harmonic distortion from 250 milliwatts to 400 watts	100dB below rated output	0.4V for rated output	120V, 50/60Hz at 5A
FILTERS AND CONTROLS			ENCLOSURE		
LOW PASS FILTER	LEVEL CONTROL	PHASE CONTROL	CONNECTIONS	DRIVER SIZE	DIMENSIONS (HxWxD) WEIGHT
40-120Hz variable with knob on rear panel	Variable level control with knob on rear panel	0 or 180 with switch on rear panel	Balanced and Unbalanced In/Out	12"	inch: 15-1/2 x 15 x 15 cm: 38.1 x 38 x 38 95 lbs. (43.1kg) net

	IMPEDANCE NOMINAL	MAGNETIC SHIELDING	WOOFERS	MIDRANGE	TWEETERS	ANECHOIC RESPONSE	CROSSOVER FREQUENCY	SPL 2.8V/1m	DIMENSIONS (HxWxD) WEIGHT
	<b>WS350 IN-WALL LOUDSPEAKER</b> 4 ohms	all drivers	one 8"	one 4"	five 1" dome Bessel Array	60Hz-20kHz ±2dB	300Hz, 1.5kHz	86dB	inch: 23-1/2 x 14 x 3-1/2 cm: (59.7 x 35.6 x 9.3) 25 lbs. (11.3kg) net

12.04.XLS.20k

35008100



"equally at home in home theater and audiophile stereo systems"

McIntosh Loudspeaker Engineers designed the new McIntosh XLS speaker family for maximum flexibility and system scalability. The concept and "Voice" of the XLS series begins with the XLS320 bookshelf speaker, a very compact speaker with outstanding acoustical output. The XLS320 employs a second generation five tweeter Bessel Array for uncompressed, high power reproduction of high frequencies with both delicacy and natural detail. The five tweeter array is combined with a precision 6.5" woofer/midrange driver then connected to a precision crossover network, all of which are mounted in a compact extruded aluminum enclosure. This aluminum enclosure is strong, light, and antiresonant which allows the XLS320 to be both small and have the internal volume necessary for proper bass tone.

The larger XLS340, XCS350 and XLS360 models contain the same midrange and tweeter components of the XLS320 so they all speak with a common "Voice". These XLS speakers add larger woofers with increased cabinet volume for additional bass extension and power handling capability. Completing the XLS family is the XLS112 a 400 watt internally amplified subwoofer.

Most XLS Series models can be positioned on the floor, a shelf or mounted on-wall or in-wall with the addition of an in-wall kit. Adding to the XLS's versatility is a rear panel "imaging jumper" that selects left, center, or right placement for proper mirror imaging.

Five Tweeters configured in a Bessel Array are used for additional high frequency power handling and clarity.

XLS common "Voice" design assures compatibility between models.

Rear panel position adjustments allow for perfect imaging in any position.

Light, thin and strong extruded aluminum cabinets allow for a shallow design with extreme clarity.

*A Tradition of Excellence*



## XLS Loudspeakers

### SPEAKING WITH A COMMON VOICE

Any combination of XLS speakers can be used in any location with a common result; realistic sound image throughout the listening room.

Even the most challenging rooms have a McIntosh XLS speaker solution that will yield beautiful sound. In-wall, bookshelf and floor-standing models may be combined to match any room construction and deliver a musical and unified audio presentation.

Available in natural cherry, red cherry, black ash or brushed champagne side trim. Handcrafted with pride at the McIntosh facility in Binghamton, NY, USA.

### REAR PANEL IMAGING JUMPER

The XLS Series of loudspeakers have a rear panel jumper switch that allows the choice of left, center or right speaker placement for proper imaging.

## “XLS common ‘Voice’ design assures compatibility between models”

**XLS340 AND XCS350 2-WAY LOUDSPEAKER**  
The XLS340 and the XCS350 contain the exact same “VOICE” as the XLS320 with the addition of two 8" woofers for expanded bass reproduction. The XLS340 floor standing or in-wall speaker may be combined with the XCS350 as a matching center channel. Like the XLS320, the XLS340 and XCS350 share the same shallow 3-3/4" depth and placement options and are as versatile as your imagination. The XCS350 may be used vertically or horizontally with equally satisfying results.




### BESSEL FUNCTION TWEETER ARRAY

The five individual tweeters and their phase relationships are adjusted so that the array acts as a high frequency point source with a broad dispersion pattern. In addition, the array greatly increases power handling for high frequencies. The Bessel Array can be used in either the vertical or horizontal position without compromising sonic integrity.



### UNIFIED “VOICING”

Combining the Bessel Tweeter Array with a new and exceedingly precise crossover, McIntosh Loudspeaker Engineers established a structure able to generate a realistic sound image throughout the listening room. This determines the “voice” or sound character of the speaker and is the foundation of the family of XLS loudspeakers.



### XLS360 3-WAY LOUDSPEAKER

The full size, floor standing XLS360 is designed for free standing use and floor stands are included. Dual 10" woofers with enormous magnet structures provide prodigious bass.



### XLS320 2-WAY LOUDSPEAKER

The XLS series begins with the XLS320, a compact speaker that can be placed on a bookshelf, on a stand, or mounted on a wall. With a depth of only 3-3/4" the XLS320 can be installed in a wall as well.

This optional in-wall mounting kit includes a mesh metal cover paintable to match wall color and room décor.



### XLS112 POWERED SUBWOOFER

The XLS112 Powered Subwoofer is compact yet powerful, housing a McIntosh 400 Watt amplifier. The 12" woofer provides effortless, deep bass extension.



### PATENTED LD/HP TECHNOLOGY

McIntosh woofers and midranges feature the patented LD/HP motor structure. This design utilizes aluminum shorting rings at both ends of the pole piece to extend and linearise the magnetic field around the voice coil. Distortion is reduced by 10dB or more. These rings also increase voice coil heat dissipation and the power handling of the speaker.




LD/HP

Conventional



### XLS ON-WALL INSTALLATION

If you prefer your speakers off the floor and on a wall, the XLS320, XLS340 and the XCS350 include on-wall mounting brackets. Shown here is the XLS340 mounted on a wall.



### XLS IN-WALL INSTALLATION

Install the XLS320, XLS340 or the XCS350 in a wall with the optional in-wall installation kit. The white metal grill is paintable to match any wall color and blend into the room's décor. Pictured are the XLS340's.

### XLS FINISHES

XLS speaker grills are black acoustic fabric with side trim options of brushed champagne, red cherry, natural cherry and black ash.

